



FUEL MANAGEMENT
SYSTEMS



DISPENSERS



KITS



PUMPS



METERS



NOZZLES

E300

FEATURES

- HIGH-FLOW PUMP
- STURDY STRUCTURE
- HEAVY DUTY APPLICATION
- IP55

The PIUSI E300 is an electric pump with open impeller suitable for all applications in which high-flows are required. Thus, it is the ideal equipment for topping up and transferring diesel from drums. It comes with an incorporated check valve in the suction port to prevent the siphon effect while ensuring automatic re-priming.

PERFORMANCE

UP TO
500 L/MIN


FLOW RATE

AC
CONTINUOUS DUTY


POWER

1,7 BAR

MAX. PRESSURE



E300



PACKAGING

CODE	WEIGHT		PACKAGING		
	KG	LBS	MM	INCH	PCS/BOX
FO0321000	27	59	220X420X330	8,7X16,5X13	1



FILTRATION



TANK MONITORING



HOSE REEL



ACCESSORIES



MERCHANDISE

PIUSI



ANY BIODIESEL



AIR



ANTIFREEZE



AdBlue®



BIODIESEL



DIESEL



FOOD



GASOLINE



GREASE



KEROSENE



OIL

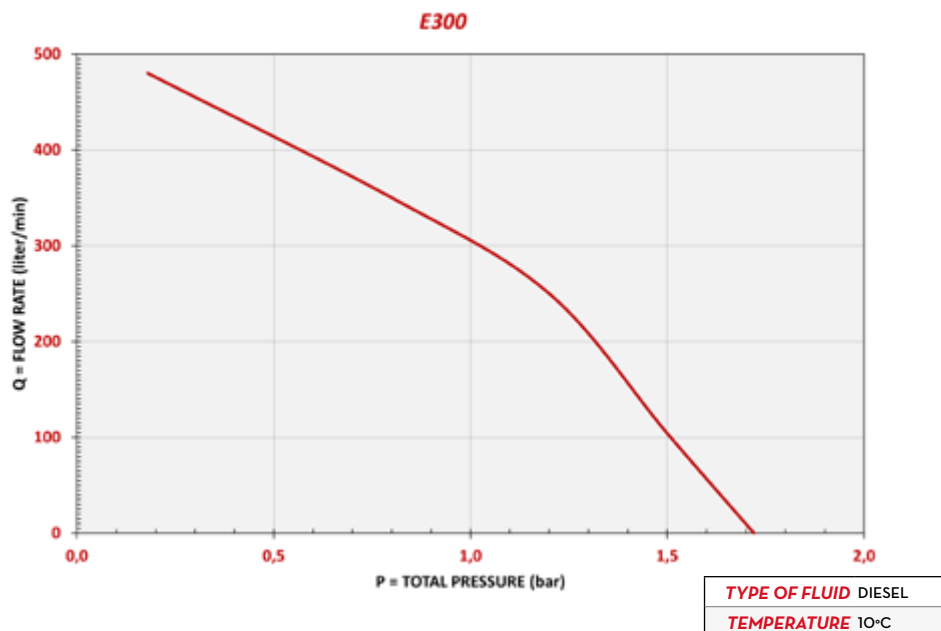


WATER

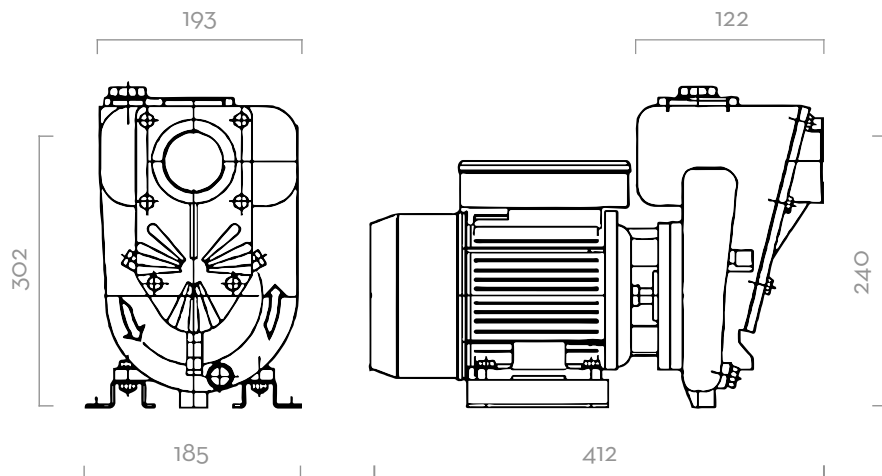


WINDSCREEN

CHART



DIMENSIONS



Dimensions expressed in millimeters

IN THE BOX

- E300 PUMP
- INSTRUCTION MANUAL

DETAILS



OPEN IMPELLER



2" IN/OUT CONNECTIONS



STEADY SUPPORT

MATERIALS

- BODY: CAST IRON
- OPEN IMPELLER: CAST IRON
- SEAL: VITON
- SHAFT: STEEL

TECHNICAL DATA

CODE	DESCRIPTION	FLUIDS TYPE	FLOW RATE		VOLTAGE			RPM	INLET OUTLET	
			L/MIN	GPM	AC VOLT/HZ	POWER WATT	AMP. MAX.		BSP	
FO0321000	E 300	D	500	130	230/50	1500	7	2580	2"	