



CAR FILLING

FUEL MANAGEMENT  
SYSTEMS

KITS



PUMPS



METERS



METERED NOZZLES

# EDGARD

## FEATURES

- MOBILE TROLLEY
- COMPATIBLE WITH CARS AND COMMERCIAL VEHICLES
- STURDY AND FUNCTIONAL
- SB325\_X CAR NOZZLE
- SIMPLE AND INTUITIVE CONTROL PANEL

Born from PIUSI experience into the AdBlue® refilling equipment, EDGARD is a mobile system, battery powered, expressly engineered to dispense AdBlue® into cars and commercial vehicles.

Practical and movable, it is specifically designed for all the service stations that need a handy equipment for a guaranteed sale of AdBlue® by volume.

## PERFORMANCE

**5-12 L/MIN**

FLOW RATE

**100-240V  
50/60HZ**

VOLTAGE

**19 MM**

NOZZLE SPOUT

**2 MT**

LENGHT DELIVERY HOSE

**EDGARD**

## PACKAGING

CODE	WEIGHT		PACKAGING			
	KG	LBS	MM	INCH	PCS/PALLET	PCS/BOX
FO0100EOA	40		1200X800X960		1	-



NOZZLES



FILTRATION



TANK MONITORING



HOSE REEL



ACCESSORIES



MERCHANDISE



AIR



ANTIFREEZE



AdBlue®



BIODIESEL



DIESEL



FOOD



GASOLINE



GREASE



KEROSENE



OIL

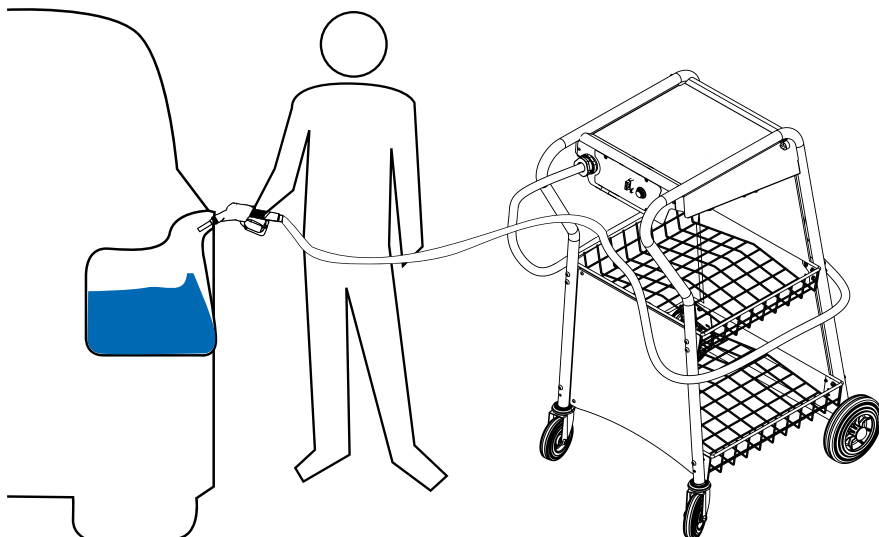


WATER



WINDSCREEN

## FUNCTIONING



## IN THE BOX

- MOBILE TROLLEY WITH SUZZARABLU PUMP DC
- SUCTION/DELIVERY HOSE
- SB325\_X CAR NOZZLE
- INSTRUCTION MANUAL

## DETAILS



SB325\_X METER CAR

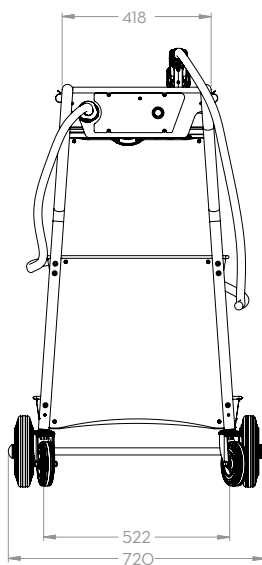
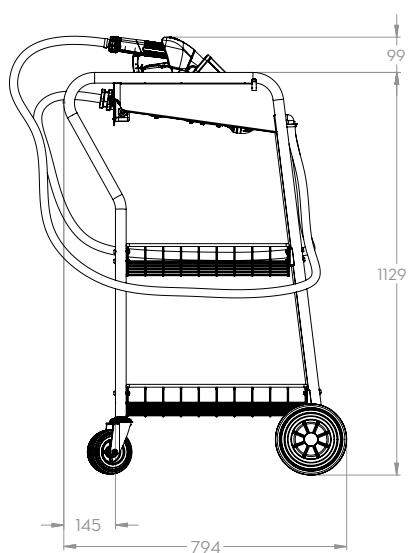


CONTROL PANEL



SUZZARABLU PUMP DC

## DIMENSIONS



Dimensions expressed in millimeters

## MATERIALS

- PUMP:  
SUZZARABLU PUMP DC
- NOZZLE:  
SB325\_X CAR

## TECHNICAL DATA

CODE	DESCRIPTION	FLUIDS TYPE	FLOW RATE		VOLTAGE		HOSE			START/STOP
			L/MIN	GPM	AC V/HZ DC VOLT	AMP. MAX.	LENGHT DELIVERY	SUCTION	Ø	
FO0100EOA	EDGARD		5-12	1,3 -3,1	100-240V 50/60HZ	1.2A - 230V / 2.2A - 115V	2M	1,5M	16MM	Si